



Welcome home



CROWN


Windows & Doors

Only Monarch
windows and doors
wear the Crown.

 **CROWN**
Windows & Doors

CONTENTS

03	Product Introduction
04	Windows
06	Residential Doors
10	Sliding Doors
12	Sliding Folding Doors
16	Hardware, Ranges & Finishes
20	Accreditations





Over four decades of design expertise, knowledge and sheer passion has gone into developing our Crown system – a stunning range of windows and doors that richly deserve a place in your home.

Originality and attention to detail have long been the design hallmarks of our windows and doors and we're proud that many of our market leading designs have set the standards our industry now follows.

Monarch windows and doors are renowned throughout the country not just for their good looks, which are impressive enough, but also for their sheer strength and durability. For our customers this has always meant they could count on our windows and doors to keep them and their families warm, safe and secure. Our commitment to building on this reputation led to the development of our Crown system: inherently strong; outstandingly good looking; rigorously tested and designed to keep on performing year after year.

We designed our windows and doors as we would like them in our own homes, with slim, finely detailed frames that let in more light and are a pleasure to look at and use every day.

We believe that Crown is simply the best window and door system you could want for your home.

A ROCK SOLID INVESTMENT

Whatever the size of your windows, Crown lets in all the light

Crown windows can be made to replicate your existing windows or configure with a new arrangement of fixed and opening windows to create an individual look that is just perfect for your home.

Homeowners with Listed properties, or houses that fall inside Conservation Areas and Areas of Outstanding Natural Beauty, will often find their local planning authority is happy to approve the use of Crown windows and doors due to the super-slim frame design.

Our Crown windows use 'True Dual-Colour' technology affording a palette of over 400 colours for the inside and outside of your windows, to blend or contrast with your home as you wish. The finish is a high performance, non-fading, hard and durable coating that is baked onto the frames. Being low maintenance, it needs only an occasional wipe down to stay looking as good as new.

Finally, your Crown windows can be finished with an inspiring array of Georgian, leaded, patterned or stained glass to highlight distinct aspects of your home, add character or control privacy.

Doors that last and make a lasting impression

The Monarch name is synonymous with the very best in door design and our latest Crown Entrance Doors, Double French Doors, Sliding Patio Doors and Sliding/Folding Doors are no exception.

We have used our design expertise to create a modern, classic and elegant door – made from the most durable and strong material, offering long-lasting and highly secure performance. We know there is no better door for your home and we know you'll love them as much as we do.

Crown Entrance Doors and Double French Doors close quietly on two discreet and minimally intrusive hinges, whilst our sliding patio doors glide easily on high-strength twin stainless steel rollers. All of our doors have the same highly insulated frames as Crown windows and, because they are made from the wonderfully strong material that is aluminium, they have little 'thermal movement', which is why they fit

tightly and snugly into their frames, ensuring there are no draughts and, from a security point of view, no vulnerable gaps.

Our 'True Dual-Colour' technology gives you a wide range of colour options for the inside and outside of your doors and this low-maintenance finish is just another reason why Crown is the perfect product for your home.

The difference that investing in Crown doors can make to your home is one you'll love and appreciate for years to come.



CROWN Entrance Doors



Strength and security
behind distinctive style

Our single and double French entrance doors have been designed to fit anywhere in your home with 'front' and 'back' door options. Whichever you choose you can be assured that when you lock your doors they will secure your home every time.



High Security Shootbolt



High Security Crown Door
Including DUALSECURE Lock.

BEAUTIFUL
INSIDE
AND OUT



CROWN Sliding Doors

Best views and maximum light

Our Crown Sliding Patio Doors and Folding Sliding Doors are key to bringing together the inside of your home with the outside. Engineered for strength and stability, these wide opening doors with their strong yet slim frame design allow you enjoy the best views and maximum light to flood in.

We have designed both our sliding patio doors and folding sliding doors with a multipoint lock system with additional security features around the doors to ensure they deliver all round security.

Sliding patio doors can be made up as 2, 3 or 4 panes. For a bigger and wider prospect, consider the stunning vista you could create with our Sliding Folding Doors which have the option to extend with a number of extra panes – opening up a doorway or perhaps even a whole side of your home.

The Crown Sliding Folding Doors gives you a whole new outlook on life

Open up your home with an aluminium sliding/folding door. It's a great way to bring your living space and garden together, opening up wonderful new possibilities to make the most of your home.

Enjoy a summer barbecue, or just relax and enjoy the view. And then, as the nights draw in, the high levels of insulation and security will keep everything comfortable and safe indoors. Our versatile mixture of hinged and folding leaves is designed to give you perfect control over the way that you use the door.



Crown sliding folding doors all feature advanced technology – combining the structural integrity of aluminium with a thermally enhancing polyamide, keeping you insulated from the elements.

 **CROWN**
**Sliding Folding
Doors**



A long working life and the greenest credentials

Designed and manufactured to high quality industry standards, Crown windows and doors won't warp, twist or swell and will never rot or rust. Whilst nothing is completely 'fit and forget', the maintenance required to keep your Crown windows and doors performing and looking as good as the day they were installed, is genuinely minimal.

The latest UK Building Regulations for windows and doors place high demands on thermal efficiency, which is why the integral thermal

efficiency of the Crown system not only meets, but exceeds the required standard, saving you money on your energy costs every single day.

Aluminium is something of a wonder material which is why it is used in so many different ways. Once it has come to the end of its useful life it can be recycled again and again and again – in fact it can be re-used infinitely, which makes it one of the greenest building materials available.

The environmental case for aluminium

- ▶ 75% of all aluminium produced since the 1880s is still in use
- ▶ 70%-98% of aluminium used in today's buildings will eventually be recycled
- ▶ The fundamental properties of aluminium do not change after recycling – a unique property compared to other materials
- ▶ Primary source is Bauxite, one of the earth's most abundant natural resources
- ▶ Mined from resources close to the surface
- ▶ 50% of aluminium smelting from bauxite uses hydro-electric power.

Source: Council for Aluminium in Building Website, October 2008



Secure by design Locking security

Exceptional quality and good looks require exceptional security. Our windows and entrance doors meet crucial industry and police approval standards, to give you total peace of mind.



Security has always been at the forefront of Monarch window and door design and we understand that security equals peace of mind. This is why we incorporated high performance, multipoint locking AS STANDARD into all of our windows and doors, which meet and exceed two crucial industry security standards – BS7950 for windows and PAS24 for hinged entrance doors. Your insurance company will be satisfied as our Crown system fulfils the Police Approved Specification as 'Secured by Design'.

Our security features coupled with the inherent strength of aluminium makes Crown windows and doors a truly secure choice for your home. Your home is simply and effectively secured through high strength, multipoint locks engaged with one simple handle action and a central key.

Crown hardware fits with anyones personal living or furniture style

Styling is all about taking care of the details, and the handles of your windows and doors have been as carefully thought through as every other aspect of the Crown system.

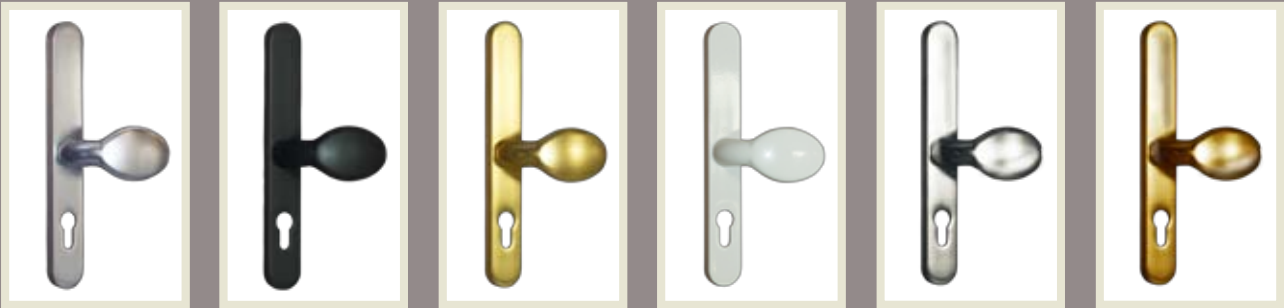

Designed and manufactured for us, by one of Europe’s leading brand of door and window handles, we offer an extensive and imaginative range of handle colours to complement or contrast with the frame colour you choose and, crucially, all of our handles are colour matched so your windows will always match your doors – we know it’s only a small thing, but we believe it’s this attention to detail that really counts.

Hardware

Lever/Lever Pad Set

Aluminium lever set on backplate for exterior doors. To suit multipoint locks. Aluminium lever and backplate.

SilverMatt black powder coatedGoldPure white powder coatedPolished chromePolished gold



Sliding Door Handles

Aluminium D handle is set on backplate for exterior use. All sliding door handles suit the multipoint locking mechanism with a lever to operate lock.



Hardware cont'd


Inline locking espagnolette handle - window

Aluminium lockable window handle with 90° stop position, for espagnolette window locks. The inline lever is fixed to the backplate.

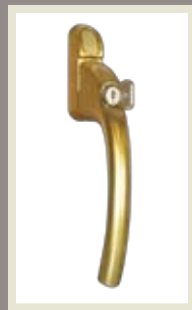
Silver



Matt black
powder coated




Gold




Pure white
powder coated



Polished
chrome







Polished
gold



Cranked locking espagnolette handle - window

Aluminium lockable window handle with 90° stop position, for espagnolette window locks. The cranked lever is fixed to the backplate and by design is handed.



In operation the handle are opened by pushing the cylinder button.
The handles lock automatically when closed, however for additional security the cylinder can also be deadlocked with the key. Fixing screws are concealed by cover cap as supplied.

Also available: Cylinder cover for non locking applications.

Range and finishes

As well as our ‘standard’ range, we have a wonderful collection of over 400 colours you could consider. From neutral tones to metallic finishes, you can opt for the same colour throughout, or choose different colours for the inside and outside of your window and door frames to create the perfect, individual and stylish look.

Whatever your colour preference, you will enjoy the benefits of one of the most durable finishes available for windows and doors for 25 years or more. The low maintenance of our window and door finish means it will need only an occasional wipe down with soapy water to keep it looking as good as new.

Our ‘standard’ colours are Hipca White, Jet Black, Van Dyke Brown or Internal White/External Black.


Our range of ‘Good Care’ leaflets will help you to maintain your windows and doors and includes specific guidance for ‘hard use’ areas such as coastal locations – please ask for a copy.




Accreditations

Crown windows and doors have been developed by Sapa Building Systems who are part of the worldwide Sapa Group with over 13,000 employees in 30 countries.


We have spent 50 years this year, researching and developing our window and door systems. Our passion and commitment for exceptional quality is assured through the many professional accreditations, certificates and licences that we have been awarded and is your guarantee of the finest windows and doors.




BS 7950
Licence No. KM74141




BS 4873
Licence No. KM74159




PAS 23-1
Licence No. KM90215




PAS 24-1
Licence No. KM90215




BSI Registered firm
Licence No. FM0114




ISO 14001
Certificate Number
EMS 562855




Doorsets PAS 23 & 24
Certificate Number 044



BS7950 & BS4873
Certificate Number 034



Aluminium Windows
BS 4873
Certificate Number 001



Official Police Security Initiative

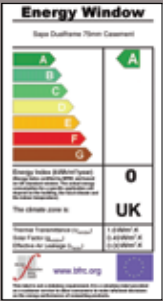
Window Energy Rating

As part of the Government's commitment to improving energy efficiency in this country, all windows and doors have to meet strict performance criteria for how well they insulate your home. Windows are awarded a Window Energy Rating (WER) by the British Fenestration Rating Council (BFRC). Similar to that used on white goods such as fridges and washing machines, an energy efficiency is calculated and a WER awarded B rating or above is endorsed by the Energy Saving Trust. Doors have to meet a specific 'U' value of 1.8 Wm2K, which is a measure of heat loss through the door.

Crown windows achieve the highest WERs – A, B, or C dependent on the chosen frame and glass combination – with calculations carried out by our own BFRC registered simulator. All of our doors meet and in most cases exceed the required 1.8 Wm2K 'U' value.



Crown WERs are calculated out by our own BFRC-registered simulator



Windows Energy Rating

Crown windows achieve the highest Window Energy Ratings

Crown windows and doors have evolved over many years and continues today to ensure we offer the ultimate in high performance products. Whilst all the details in this brochure were correct at the time of printing, there may have since been changes to our products. We therefore recommend that you check carefully with your installer to ensure you are completely happy with every aspect of your order.

Our policy is one of continuous development and consequently we reserve the right to vary the products and their performance specification shown in this literature without notice.

Sapa Building Systems Limited

Tewkesbury Business Park, Severn Drive, Tewkesbury, Gloucestershire GL20 8TX
T: 01684 853500 F: 01684 851850
E: info.buildingsystems.uk@sapagroup.com
www.sapabuildingsystems.co.uk
CWC046 0411

Uniclass L41305/6	
CI/SfB	
	(31.4) Xh4

April 2011



sapa:

buildingsystem

ARCHITECTURAL ALUMINIUM SOLUTIONS